



ONE40

*Celebrating 140 years
of produce broking...*


FORBES & WALKER TEA BROKERS PVT LTD

WEEKLY TEA MARKET REPORT

SALE NO

46

**19TH/20TH
NOVEMBER 2024**



Overall Market

	QTY (M/KGS)	DEMAND
Ex-Estate	0.70	Fair
High & Medium	0.64	Fair
Leafy	0.70	Fair
Semi-Leafy	0.73	Fair
Tippy/Small Leaf	1.03	Fair
Premium Flowery	0.05	Fair
Off Grade	1.29	Fair
Dust	0.48	Fair
Total	5.64	Fair

ORDER OF SALE

SALE NO : 46

19TH/20TH NOVEMBER 2024

EX-ESTATE	LG LARGE LEAF LG SMALL LEAF/BOP1A/ PREMIUM	HIGH & MEDIUM/OFF GRADE /DUST
Mercantile Produce Brokers (Pvt) Ltd	Lanka Commodity Brokers Ltd	Asia Siyaka Commodities PLC
Ceylon Tea Brokers PLC	Asia Siyaka Commodities PLC	Mercantile Produce Brokers (Pvt) Ltd
Lanka Commodity Brokers Ltd	Eastern Brokers Ltd	Forbes & Walker Tea Brokers (Pvt) Ltd
Bartleet Produce Marketing (Pvt) Ltd	Ceylon Tea Brokers PLC	Bartleet Produce Marketing (Pvt) Ltd
Eastern Brokers Ltd	Bartleet Produce Marketing (Pvt) Ltd	Lanka Commodity Brokers Ltd
Forbes & Walker Tea Brokers (Pvt) Ltd	Forbes & Walker Tea Brokers (Pvt) Ltd	Ceylon Tea Brokers PLC
Asia Siyaka Commodities PLC	Mercantile Produce Brokers (Pvt) Ltd	Eastern Brokers Ltd
John Keells PLC	John Keells PLC	John Keells PLC

AUCTION DETAILS

AT THIS WEEK'S SALE 11,379 LOTS TOTALLING 5,639,666 KGS WERE ON OFFER. THE BREAKDOWN IS AS FOLLOWS:

	LOTS	QUANTITY
Ex Estate	731	699,978
Main Sale - High & Medium	1,500	641,045
Low Grown - Leafy	1,917	700,044
Low Grown - Semi Leafy	1,711	732,609
Low Grown - Tippy	2,141	1,033,836
Premium Flowery	384	54,577
Off Grades	2,432	1,292,813
Dust	563	484,764
Total	11,379	5,639,666
Re - Prints	1,067	573,170

SETTLEMENT DATES

22/11/2024 26/11/2024 27/11/2024

10% Payment

Buyers Prompt

Sellers Prompt

Quality

Overall, no significant change.

COMMENTS

Auction offerings remained static and totalled 5.6 M/Kgs. There was fair demand and a further decline in the unsold volumes.

Ex-Estate offerings were fairly similar to last week and totalled 0.7 M/Kgs. Quality of offerings showed no change, whilst it was encouraging to witness improved activity.

Better Western BOP/BOPF's gained by Rs. 50 per kg and more following special inquiry, whilst the others were irregular and often easier. In the Below Best category, select improved BOP's gained by Rs. 50-80 per kg and more, whilst the corresponding BOPF's followed a similar trend. Others together with teas at the lower end of the market sold at firm to marginally dearer rates. Nuwara Eliya - BOP's sold well, whilst the corresponding BOPF's were often unsold. Uda Pussellawa - BOP's were barely steady, whilst the corresponding BOPF's appreciated in keeping with teas at the lower end of the market. Uvas' - High-priced teas were easier, whilst the others generally sold around last week's levels.

High & Medium Grown CTC, BP1's - Better sorts continued to sell well, whilst the others were irregular. PF1's - Continued to sell around last week's levels. Corresponding Low Grown varieties - BP1's were mostly unsold. PF1's were often easier by Rs. 20-40 per kg.

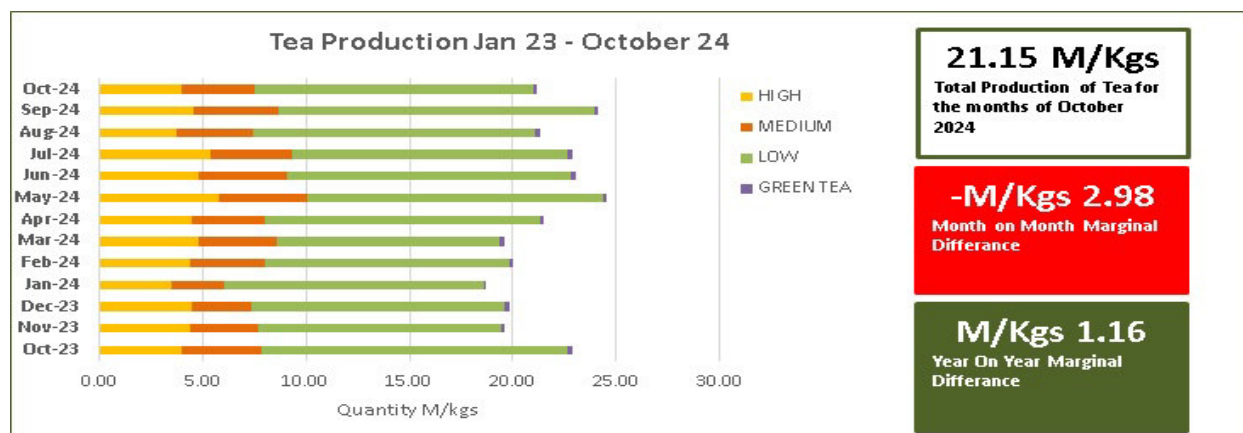
Low Grown comprised of 2.5 M/Kgs. All categories met with fair demand.

In the Leafy and Semi-Leafy catalogues, well-made BOP1's sold around last, whilst the Below Best together with bolder varieties appreciated. Balance were firm. Select Best and Best OP1's were maintained, whilst the balance appreciated. Select Best OPA's were easier, whilst the balance together with OP's sold around last levels. Well-made PEK/PEK1's sold around last, whilst the balance appreciated. However, the Below Best together with the mixed PEK1 varieties declined substantially.

Well-made FBOP's were maintained. Clean leaf Below Best together with the bolder varieties appreciated, whilst the balance sold around last levels. FBOP1's, in general, were firm. Well-made FF1's were firm. Cleaner Below Best together with the cleaner teas at the bottom appreciated, whilst the balance were irregular.

In the Premium catalogue, Very Tippy teas were firm. The Best and cleaner Below Best sold around last levels, whilst the balance were irregular. However, the Leafier varieties, in general, were irregularly easier.

NATIONAL TEA PRODUCTION



➤ Production for the Month was recorded at 21.15 M/Kgs in October 2024 (↓ 1.85 M/Kgs)

➤ Cumulative Quantity produced stands at 217.65 M/Kgs (↑ 1.16 M/Kgs)

October 2024/2023/2022

* Sri Lanka Tea Production for the month of October 2024 totalled 21.15 M/Kgs, recording a decrease of 1.85 M/Kgs vis-à-vis 23.00 M/Kgs of October 2023. All Elevations have recorded a decrease in comparison with the corresponding month of 2023.

* Compared to 18.99 M/Kgs of October 2022, the corresponding month shows an increase of 2.16 M/Kgs (Refer table below).

ELEVATION	TOTAL	TOTAL	(2024-2023)		TOTAL	(2024-2022)	
	2024	2023	Variance (M/Kg)	%	2022	Variance (M/Kg)	%
HIGH	4,011,626	4,152,051	-0.14	-3.38%	3,894,439	0.12	3.01%
MEDIUM	3,525,709	3,815,752	-0.29	-7.60%	2,966,974	0.56	18.83%
LOW	13,432,458	14,829,023	-1.40	-9.42%	11,960,011	1.47	12.31%
GREEN TEA	179,542	203,433	-0.02	-11.74%	170,234	0.01	5.47%
TOTAL	21,149,335	23,000,259	-1.85	-8.05%	18,991,659	2.16	11.36%

January-October 2024/2023/2022

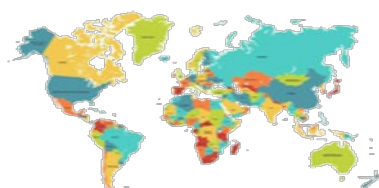
* January-October 2024 cumulative production totalled 217.65 M/Kgs, recording an increase of 1.16 M/Kgs vis-à-vis 216.49 M/Kgs of January-October 2023. Compared to the corresponding period in 2023, High Growns have shown a negative variance, whilst Medium and Low Growns gained in the year 2024.

* Compared to 211.76 M/Kgs of January-October 2022, cumulative production of 2024 shows an increase of 5.89 M/Kgs. On a cumulative basis, apart from the High Growns, all elevations have shown positive variances over the corresponding period of 2022 (Refer table below).

ELEVATION	TOTAL	TOTAL	(2024-2023)		TOTAL	(2024-2022)	
	2024	2023	Variance (M/Kg)	%	2022	Variance (M/Kg)	%
HIGH	44,590,055	48,423,389	-3.83	-7.92%	47,330,467	-2.74	-5.79%
MEDIUM	39,043,739	35,023,095	4.02	11.48%	33,054,490	5.99	18.12%
LOW	132,152,227	131,138,873	1.01	0.77%	129,939,725	2.21	1.70%
GREEN TEA	1,867,520	1,909,620	-0.04	-2.20%	1,441,315	0.43	29.57%
TOTAL	217,653,541	216,494,977	1.16	0.54%	211,765,998	5.89	2.78%

(Refer statistical details on Page No. 14)

NATIONAL TEA EXPORTS



Key Highlights:

- * October Tea Exports recorded 20.79 M/Kgs - (Increase of 2.58 M/Kgs against 2023)
- * F.O.B Value records Rs. 1,791.78 for the month (USD 6.14) - (Increase of Rs. 86.54 and USD 0.87 against 2023)
- * Cumulative Exports recorded 203.15 M/Kgs - (Increase of 3.45 M/Kgs YoY)
- * Cumulative F.O.B Value reaches Rs. 1,774.98 (USD 5.87), recording a Rs. 2.45 decrease (increase of USD 0.43) against the corresponding year-to-date period of 2023.
- * Iraq retains the top position amongst leading importer countries of Ceylon Tea for the cumulative period in 2024

October 2024/2023

* Tea Exports for the month of October 2024 totalled 20.79 M/Kgs, showing a positive variance of 2.58 M/Kgs vis-à-vis 18.21 M/Kgs of October 2023. All categories have recorded gains in comparison with the corresponding month of the previous year. FOB value in October 2024 was recorded at Rs. 1,791.78, an increase of Rs. 86.54 YoY, compared to Rs. 1,705.23 of October 2023 (Refer table below).

	Quantity		Variance	Approx. FOB per kg Rs			Approx. FOB per kg USD		
	2024	2023		2024	2023	Variance	2024	2023	Variance
Tea In Bulk	8,821,609	7,645,321	1,176,288	1,475.39	1,423.68	51.71	5.06	4.40	0.65
Tea Packets	8,746,954	8,290,851	456,103	1,676.82	1,625.77	51.04	5.75	5.03	0.72
Tea Bags	2,482,209	1,879,405	602,804	2,765.01	2,781.87	-16.86	9.47	8.60	0.87
Instant	297,460	35,829	261,631	3,072.61	3,632.84	-560.23	10.53	11.23	-0.70
Green Tea	444,548	360,194	84,354	4,041.21	3,701.17	340.04	13.85	11.44	2.40
Grand Total	20,792,780	18,211,600	2,581,180	1,791.78	1,705.24	86.54	6.14	5.27	0.87

Source - Sri Lanka Customs / Oanda Exchange Rates

January-October 2024/2023

* January-October 2024 cumulative exports totalled 203.15 M/Kgs, recording an increase of 3.45M/Kgs vis-à-vis 199.70 M/Kgs of January-October 2023. Tea Packets recorded a negative variance, whilst all other categories have shown positive variances against the same period of the previous year.

* FOB value for the period stood at Rs. 1,774.98, a marginal decrease of Rs. 2.45 (increase of USD 0.43) vis-à-vis Rs. 1,777.43 of January-October 2023.

* Tea in Bulk and Packeted tea recorded marginal gains in LKR terms on FOB value, whilst the other categories recorded negative variances compared to the corresponding period in 2023.

* In USD terms, all categories recorded gains except for the Instant Tea category which recorded a marginal decline in FOB value compared to the corresponding period in 2023 (Refer table below).

	Quantity		Variance	Approx. FOB per kg Rs			Approx. FOB per kg USD		
	2024	2023		2024	2023	Variance	2024	2023	Variance
Tea In Bulk	92,984,652	85,465,348	7,519,304	1,516.89	1,501.28	15.61	5.02	4.59	0.43
Tea Packets	82,860,159	89,656,587	-6,796,427	1,676.85	1,676.29	0.56	5.55	5.13	0.42
Tea Bags	21,122,083	18,968,425	2,153,658	2,756.22	2,891.01	-134.79	9.12	8.85	0.27
Instant	2,326,184	1,911,692	414,493	3,154.77	3,420.91	-266.14	10.44	10.47	-0.03
Green Tea	3,856,620	3,696,228	160,392	3,899.35	4,050.78	-151.43	12.90	12.39	0.51
Grand Total	203,149,699	199,698,280	3,451,419	1,774.98	1,777.43	-2.45	5.87	5.44	0.43

Source - Sri Lanka Customs / Oanda Exchange Rates

Iraq ranks at No. 1 amongst major importers of Ceylon Tea with a total of 27.11 M/Kgs in January-October 2024, a marginal decline of 3% YoY against the previous year's 28.09 M/Kgs, whilst Russia at 2nd place has witnessed an increase of 8% YoY with 20.61 M/Kgs. The U.A.E with 18.75 M/Kgs (27% increase YoY) followed by Türkiye 14.76 M/Kgs (42% decrease YoY), China 9.67 M/Kgs (2% decrease YoY), Azerbaijan 8.76 (increase of 15%) and Iran 8.75 M/Kgs (increase of 83%) have been cited as other notable importers of Ceylon Tea during the period of January-October 2024. (Refer statistical details on Page Nos. 15 and 16)

CROP AND WEATHER

FOR THE PERIOD 12 - 18 November 2024

Western/Nuwara Eliya Regions



Both regions reported bright mornings and evening showers. Rain is expected in the Western Region in the week ahead, according to the Department of Meteorology.

Uva/Udapussellawa Regions



Bright weather and occasional evening showers were reported in the Uva and Uda Pussellawa regions throughout the week. According to the Department of Meteorology, showers are expected in the Uva Region in the week ahead.

Low Grown



The Low Grown Region reported rain throughout the week. The Department of Meteorology expects showers and misty conditions in the Low Grown Region in the week ahead.

Crop

All regions showed an increase in the crop intake.

HIGH GROWN TEAS

■ Incline from last week
■ Decline from last week
■ Static Market

BOP

Best Western's - A few select invoices appreciated by Rs. 50 per kg and more following special inquiry, whilst the others were firm and easier by a similar margin. In the Below Best category, a few select improved teas gained by Rs. 50-80 per kg and more, whilst the others together with teas at the lower end of the market were firm and Rs. 20-40 per kg dearer. Nuwara Eliya's continued to sell around last week's levels. Uda Pussellawa's were barely steady. Uva's - Teas in the higher price bracket declined by Rs. 50 per kg, whilst the others sold around last week's levels.

BOPF

Best Western's - A few select invoices gained by Rs. 50 per kg and more following special inquiry, whilst the others were irregular following quality. In the Below Best category, a few select invoices were substantially dearer following special inquiry, whilst the others were irregular following quality. Teas at the lower end sold around last week's levels. Nuwara Eliya's - Better teas were firm, whilst the others were mostly unsold. Uda Pussellawa's were firm and Rs. 20 per kg dearer. Uva's - A few select invoices were Rs. 20 per kg dearer, whilst the others were lower by a similar margin.

OP/OPA

OP/OPA's, in general, were firm to marginally lower.

PEKOE/PEKOE1

A limited selection of flavoury PEK's that were available were irregularly lower. Orthodox Leafy well-made PEK/PEK1's were firm on last, whilst the others were easier. Best Rotovane PEK's, where quality was maintained, appreciated by Rs. 50 per kg and more following special inquiry, whilst the others and poorer sort were irregular and mostly firm.

FBOP/FBOPF1

A limited selection of flavoury FBOP's that were available were irregularly lower following quality. Well-made Orthodox Leafy FBOP/FF1's were firm on last, whilst the teas at the lower end were firm to dearer.

QUOTATIONS LKR SALE DTE	BOP		BOPF		PEKOE/FBOP		OP	
	11/12 Nov	19/20 Nov	11/12 Nov	19/20 Nov	11/12 Nov	19/20 Nov	11/12 Nov	19/20 Nov
Best Westerns	1280-1480	1380 - 1440	1240-1440	1360 - 1440	1300-1550	1400 - 2000	1080-1160	1060 - 1260
Below Best Westerns	1080-1240	1160 - 1360	1120-1180	1200 - 1340	1080-1280	1100 - 1380	980-1060	960 - 1040
Plainer Westerns	1000-1060	940 - 1140	1020-1100	960 - 1180	820-1060	820 - 1080	760-960	780 - 940
Nuwara Eliyas	1460	N/A	N/A	1240 -	1060-1900	1200 -	N/A	N/A
Brighter Udupussellawas	1120	1100 - 1120	1060-1100	1100 - 1180	1180-1460	1200 - 1500	940-1200	980 - 1200
Other Udupussellawas	1020	960 - 1080	1000-1040	1020 - 1080	900-1160	880 - 1180	800-920	800 - 960
Best Uvas	1200-1220	1180 - 1220	1120-1160	1180 - 1220	1140-1550	1160 - 1650	1000-1240	980 - 1300
Other Uvas	1000-1120	1140 -	N/A	1040 - 1160	830-1120	840 - 1140	760-980	780 - 960

MEDIUM GROWN TEAS

■ Incline from last week
■ Decline from last week
■ Static Market

BOP	Large Leaf teas, where quality was maintained, sold well, whilst the others were irregular.
BOPF	Better sorts were firm, whilst the poorer sorts declined by up to Rs. 50 per kg and were mostly unsold.
OP/OPA	OP/OPA's, in general, were firm to marginally easier.
PEKOE/PEKOE1	Well-made PEK/PEK1's were firm on last, whilst the others were easier by Rs. 50 per kg and more at times.
FBOP/FBOPF1	Select Best FBOP/FF1's were firm on last, whilst the others together with the teas at the lower end were firm to selectively dearer.

QUOTATIONS LKR SALE DTE	BOP		BOPF		PEKOE/FBOP		OP	
	11/12 Nov	19/20 Nov	11/12 Nov	19/20 Nov	11/12 Nov	19/20 Nov	11/12 Nov	19/20 Nov
Good Mediums	1420-1750	1220 - 1700	1120-1140	1120 - 1180	1360-1850	1380 - 1800	980-1360	960 - 1340
Other Mediums	810-1100	740 - 1060	750-1000	720 - 1000	800-1340	820 - 1360	700-960	720 - 940

UNORTHODOX / CTC TEAS

HIGH GROWN	BP1s - Sold well. PF1s - Select invoices were firm and Rs. 20-40 per kg dearer, whilst the others were irregular.
MEDIUM GROWN	BP1s - Select Best sold well, whilst the others were irregular. PF1s - A few select invoices were firm, whilst the others were irregular and often easier.
LOW GROWN	BP1s - Mostly unsold. PF1s - High-priced teas were Rs. 20-40 per kg easier, whilst the others were irregular.

QUOTATIONS LKR SALE DTE	BP1		PF1	
	11/12 Nov	19/20 Nov	11/12 Nov	19/20 Nov
High Grown	N/A	N/A	920-1220	890 - 1300
Medium Grown	1180-1240	1220 - 1260	900-1220	960 - 1240
Low Grown	1040	1220 -	1260-1480	1100 - 1420

OFF GRADES

■	Incline from last week
■	Decline from last week
■	Static Market

FGS1/FGS

Select Best varieties which declined by Rs. 100 per kg at the commencement of the sale, declined further towards the latter part of the sale. Below Best varieties which commenced firm to easier declined by Rs. 40-80 per kg towards the latter part of the sale. Teas at the bottom end of the market were firm to irregularly dearer. Low Grown, in general, maintained. CTC's - Clean leaf varieties were dearer by Rs. 20-40 per kg, whilst the Below Best varieties were irregular. Poorer sorts met with fair demand.

BROKENS

Best varieties maintained, whilst the Below Best varieties were dearer by Rs. 20-30 per kg. Poorer sorts were firm to selectively dearer following quality.

BOP1A

Main Grade reducer varieties in the Best category commenced firm and declined towards the latter part of the sale, whilst the balance maintained. Below Best varieties were firm to dearer by Rs. 10-20 per kg, whilst the poorer sorts were dearer by Rs. 20 per kg and more on occasion.

QUOTATIONS LKR

SALE DTE	HIGH		MEDIUM		LOW	
	11/12 Nov	19/20 Nov	11/12 Nov	19/20 Nov	11/12 Nov	19/20 Nov
Better Fannings (Orthodox)	750-1240	760 - 1120	740-1060	760 - 1080	740-980	750 - 980
Better Fannings (CTC)	780-890	800 - 890	710-770	720 - 790	710-1340	740 - 1320
Other Fannings (Orthodox)	610-730	610 - 750	610-720	550 - 740	580-720	580 - - 740
Other Fannings (CTC)	N/A	N/A	560-680	600 - 710	540-700	600 - 720
Good Brokens	720-920	750 - 1000	720-1100	740 - 1140	720-1240	750 - 1320
Other Brokens	640-700	660 - 720	600-700	630 - 720	600-700	610 - 720
Better BOP1As	760-980	760 - 860	740-1040	750 - 960	750-1440	760 - 1420
Other BOP1As	680-740	710 - 750	680-730	710 - 740	650-740	630 - 750

DUSTS

DUST1

Select Best Dust1's appreciated by Rs. 50 per kg and more at times, whilst the Best varieties gained by Rs. 40-60 per kg. Below Best varieties were irregularly lower by Rs. 20-40 per kg following quality, whilst the poorer sorts declined by a similar margin. Low Grown - Best invoices appreciated by Rs. 40-60 per kg. Below Best varieties were dearer by Rs. 20-40 per kg, whilst the poorer sorts were firm to dearer by Rs. 20 per kg.

Best High and Medium Grown CTC's were dearer by Rs. 20-40 per kg, whilst the Below Best varieties together with the poorer sorts were firm to irregularly dearer by a similar margin. Best Low Grown varieties declined by Rs. 40-60 per kg and more at times. Below Best and poorer sorts were firm to irregularly dearer by Rs. 20-40 per kg.

DUST

Clean leaf secondaries were firm, whilst the poorer sorts declined by Rs. 20-30 per kg. Best Low Grown appreciated by Rs. 40-50 per kg, whilst the poorer sorts were firm to dearer by Rs. 20 per kg.

QUOTATIONS LKR

SALE DTE	HIGH		MEDIUM		LOW	
	11/12 Nov	19/20 Nov	11/12 Nov	19/20 Nov	11/12 Nov	19/20 Nov
Better Primary Dust (Orthodox)	1220-1750	1240 - 1800	1020-1180	1050 - 1220	960-1100	1040 - 1220
Better Primary Dust (CTC) P. Dust	1040-1180	1080 - 1280	1080-1180	1100 - 1240	1150-1440	1120 - 1380
Below Best Primary Dust (Orthodox)	1040-1200	1060 - 1220	860-1000	850 - 1040	770-940	760 - 1020
Other Primary Dust (CTC) P. Dust	920-1020	900 - 1060	800-1060	890 - 1080	840-1120	730 - 1100
Other Primary Dust (Orthodox)	680-1020	920 - 1040	690-850	620 - 840	610-760	510 - 750
Better Secondary Dust	1040-1120	1040 - 1160	800-840	850 - 940	1040-1220	1060 - 1240
Other Secondary Dust	630-1020	630 - 1000	650-790	620 - 840	600-1000	730 - 1020

LOW GROWN TEAS

■ Incline from last week
■ Decline from last week
■ Static Market

FBOP/FBOP1	Well-made FBOP's were firm. Clean leaf Below Best together with the bolder varieties appreciated, whilst the balance sold around last levels. FBOP1's, in general, were firm.
BOP	A few Select Best BOP's were firm to selectively dearer, whilst the balance sold around last levels.
BOP1	Select Best and Best BOP1's were firm, whilst the Below Best together with the bolder varieties appreciated. The balance were firm.
OP1	High-priced OP1's were firm, whilst the Best varieties appreciated. Below Best and poorer sorts too followed a similar trend.
OP	OP's, in general, were firm.
OPA	Select Best OPA's declined, whilst the balance were firm.
PEKOE	Select Best PEK's were firm, whilst the Best together with the Below Best were dearer. Teas at the bottom were firm. High-priced PEK1's maintained, whilst the balance were easier. Smaller varieties declined substantially.
BOPF	BOPF's, in general, were firm.
FBOPF/FBOPF1	Very Tippy teas were firm, whilst the Best and cleaner Below Best too sold around last levels. The balance were irregular. However the leafier varieties, in general, were irregularly easier. Well-made FF1's were firm. Cleaner Below Best together with the cleaner teas at the bottom appreciated, whilst the balance were easier.

QUOTATIONS LKR SALE DTE	SELECT BEST		BEST		BELOW BEST		OTHERS	
	11/12 Nov	19/20 Nov	11/12 Nov	19/20 Nov	11/12 Nov	19/20 Nov	11/12 Nov	19/20 Nov
FBOP 1	1700-1900	1700 - 1900	1500-1550	1500 - 1550	1250-1300	1250 - 1300	900-950	950 - 1000
FBOP	2200-2400	2200 - 2400	1500-1550	1500 - 1550	1250-1300	1250 - 1300	950-1000	950 - 1000
BOP 1	2350-3050	2350 - 3000	1950-2300	1950 - 2300	1100-1440	1140 - 1440	800-1000	800 - 1050
BOP	1900-2200	1900 - 2200	1500-1600	1500 - 1600	1200-1250	1200 - 1250	900-950	900 - 950
BOPF	1600-1900	1600 - 1900	900-1000	900 - 1000	850-900	850 - 900	800-850	800 - 850
FBOPF (TIPPY)/FBOPF SP	4000-4800	4000 - 4800	3000-3500	3000 - 3500	2200-2500	2200 - 2500	1000	1000 -
FBOPF 1	1700-1850	1750 - 1850	1480-1550	1480 - 1550	1250-1300	1250 - 1300	900-950	900 - 950
FBOPF	1700-1900	1700 - 1900	1450-1550	1450 - 1550	1200-1300	1200 - 1300	950-1000	950 - 1000
OP 1	2850-3400	2900 - 3400	2450-2800	2500 - 2850	1320-1950	1400 - 2050	850-1300	850 - 1380
OP	1550-1700	1550 - 1750	1380-1500	1400 - 1500	1180-1340	1240 - 1380	800-1160	850 - 1220
OPA	1480-1950	1480 - 1800	1200-1460	1240 - 1460	1060-1180	1120 - 1220	800-1040	850 - 1080
PEKOE	1480-2200	1480 - 2250	1300-1460	1320 - 1460	1200-1280	1200 - 1280	800-1180	800 - 1180
PEK 1	1650-2200	1650 - 2200	1400-1600	1400 - 1600	1260-1380	1240 - 1380	800-1240	800 - 1220

TOP PRICE

WESTERN MEDIUM			
Harangalla	BOP	@	1700
Ancoombra	BOPSp		1600
Hatale	BOPSp		1600
Uplands	BOPF/BOPFSp		1400
Vellai Oya	BOPF/BOPFSp	@	1180
Dartry Vally	BOP1	@	2050
Harangalla	BOP1	@	1800
Harangalla	FBOP/FBOP1	@	1800
Craighead	FBOPF/FBOPF1	@	1650
Dartry Valley	FBOPF/FBOPF1	@	1650
Doombagastalawa	FBOPF/FBOPF1	@	1600
Harangalla	FBOPF/FBOPF1	@	1600
Dartry Valley	OP/OPA	@	1340
Craighead	OP1	@	1650
Dartry Valley	OP1	@	1600
Harangalla	OP1	@	1550
Uplands	PEK/PEK1		1750
Craighead	PEK/PEK1	@	1700
Harangalla	PEK/PEK1	@	1700
Meezan	PEK/PEK1		1700
WESTERN HIGH			
Robgill	BOP		1440
Tillyrie	BOP	@	1420
Wattegodde	BOP	@	1420
Bearwell	BOPSp		1480
Queensberry	BOPSp	@	1420
Robgill	BOPF/BOPFSp		1440
Inverness	BOP1		1500
Bambarakelly	FBOP/FBOP1		1700
Bogahawatte	FBOPF/FBOPF1		1550
Bambarakelly	FBOPF/FBOPF1	@	1420
Venture	OP/OPA		1260
Cymru	OP1		1400
Torrington	OP1	@	1300
Bambarakelly	OP1	@	1280
Craig Hill	PEK/PEK1		2000
Somerset	PEK/PEK1	@	1550
St Andrews	PEK/PEK1		1550
NUWARA ELIYAS			
Court Lodge	BOP	@	1260
Kenmare	BOP		1020
Lovers Leap	BOPF/BOPFSp		1240
Kenmare	PEK/PEK1		1200
UDAPUSSELLAWAS			
Luckyland	BOP		1120
Kirklees	BOPSp		1180
Blairlmond	BOPSp	@	830

UDAPUSSELLAWAS		
High Forest	BOPF/BOPFSp	1180
Delmar	FBOP/FBOP1	1180
Maha Uva	FBOP/FBOP1	@ 1120
Alma	FBOPF/FBOPF1	1500
Alma	OP/OPA	1200
Blairlmond	OP1	@ 1300
Maha Uva	OP1	@ 1300
Alma	PEK/PEK1	1500
Maha Uva	PEK/PEK1	@ 1440
LOW GROWNS		
Mulatiyana Hills	BOP	2200
Kolonna Super	BOP	@ 2150
Ceciliyan	BOP	2150
Kings Bru	BOPSp	2200
Rajjuruwatta Super	BOPF	2150
Hidellana	BOPF	@ 1800
Andaradeniya Super	BOPFSp	2050
Sithaka	FBOP	2800
Kiruwanaganga	FBOP1	@ 2800
Ceyenta	FBOPF	1900
Sihara	FBOPF	1900
Hidellana	FBOPF	1900
Lumbini	FBOPF1	1900
Pothotuwa	FBOPF1	@ 1750
Makandura	FBOPF1	1750
Fortune	FBOPF1	@ 1700
Sithaka	FBOPF1	1700
New Spring View	FBOPF1	1700
Pothotuwa	OP1	@ 3400
Lumbini	OP1	3400
Sunrise	OP1	1750
Miriswatta	OP	1750
Dampahala	OP	1750
Green Lanka	OPA	1800
A.C.U. Super	OPA	1800
Etambagahawila	OPA	1800
Pothotuwa	BOP1	@ 3000
Kiruwanaganga	BOP1	@ 2900
Lumbini	PEK	2250
Andaradeniya Super	PEK1	2200
Hidellana	PEK1	2200

@ - SOLD BY FORBES & WALKER TEA BROKERS (PVT) LTD. ** - ALL TIME RECORD PRICE. * - EQUAL ALL TIME RECORD PRICE

UVA MEDIUM			
Demodera 'S'	BOP	@	1700
Demodera 'S'	BOPSp		1420
Dickwella	BOPF/BOPFSp	@	1460
Ury	BOP1		1700
Demodera 'S'	BOP1		1700
Sarnia Plaiderie	BOP1	@	1600
Roseland Uva	FBOP/FBOP1		1700
Sarnia Plaiderie	FBOP/FBOP1	@	1500
Shawlands	FBOP/FBOP1	@	1500
Aruna Passara	FBOP/FBOP1		1500
Halpewatta Uva	FBOP/FBOP1		1500
Shawlands	FBOPF/FBOPF1	@	1500
Demodera 'S'	FBOPF/FBOPF1	@	1500
Sarnia Plaiderie	FBOPF/FBOPF1		1500
Ambrosia Uva	FBOPF/FBOPF1	@	1460
Misty-Uva	FBOPF/FBOPF1	@	1460
Glen Alpin	FBOPF/FBOPF1		1460
Aruna Passara	FBOPF/FBOPF1		1460
Kinellan	OP/OPA		1260
Telbedde	OP1	@	2200
Uva Samovar	OP1	@	1600
Aruna Keppetipola	PEK/PEK1		1700
Misty-Uva	PEK/PEK1	@	1600
Dickwella	PEK/PEK1		1600
Aruna Passara	PEK/PEK1		1600
Sarnia Plaiderie	PEK/PEK1	@	1550
Uva Samovar	PEK/PEK1	@	1550
Tinioya	PEK/PEK1		1550
High Spring	PEK/PEK1		1550
UVA HIGH			
Glenanore	BOP	@	1380
Craig	BOPSp		1500
Nayabedde	BOPF/BOPFSp	@	1220
Bandaraeliya	BOPF/BOPFSp	@	1200
Mount Uva	BOP1		1500
Aislaby	BOP1	@	1440
Gonamotawa	FBOP/FBOP1	@	1650
Uva Highlands	FBOPF/FBOPF1		1550
Gonamotawa	FBOPF/FBOPF1	@	1480
Craig	OP/OPA		1300
Glenanore	OP1	@	1600

UVA HIGH			
Ellathota Uva	OP1	@	1550
Uvakellie	PEK/PEK1		1500
Battawatte	PEK/PEK1		1500
Craig	PEK/PEK1		1500
Uva Highlands	PEK/PEK1		1500
Ellathota Uva	PEK/PEK1	@	1420
Needwood Super	PEK/PEK1		1420
Mount Uva	PEK/PEK1		1420
UNORTHODOX HIGH			
Dunsinane CTC	PF1		1300
Dunsinane CTC	BPS		1200
UNORTHODOX MEDIUM			
New Peacock CTC	PF1	@	1240
New Peacock CTC	BP1		1260
Park Side CTC	BPS		650
UNORTHODOX LOW			
Kalubowitiyana CTC	PF1		1420
Hingalgoda CTC	BP1		1220
Danwatta CTC	BPS		670
PREMIUM FLOWERY			
Nawagamuwahena	FBOPFSp		5450
New Vithanakande	FBOPFExSP		5050
Talgaswella	FBOPFExSP1	@	4200
DUSTS			
Wattegodde	DUST1		1800
Hingalgoda CTC	PD		1380
OFF GRADES			
Wanarajah	FGS/FGS1	@	1120
Somerset	FGS/FGS1	@	1100
Dessford	FGS/FGS1	@	1100
Wattegodde	FGS/FGS1		1100
Dunkeld	FGS/FGS1	@	1080
Alton	FGS/FGS1	@	1080
Eildon Hall	FGS/FGS1	@	1080
Bogawantalawa	FGS/FGS1		1080
Vellai Oya	FGS/FGS1		1080
Stockholm	FGS/FGS1		1080
Hingalgoda CTC	PFGS		1320
Gunawardena	BM	@	1020
Kiruwanaganga	BP	@	1320
Chandrika Estate	BOP1A		1420

QUANTITY SOLD

DURING THE PERIOD 11TH-16TH NOVEMBER 2024	WEEKLY (KGS)		TODATE (KGS)	
	2024	2023	2024	2023
PRIVATE SALES	205,268	78,328	5,980,638	4,581,454
PUBLIC AUCTION	4,512,613	4,738,698	215,421,138	215,095,596
FORWARD CONTRACTS	59,000	25,000	2,306,856	2,098,908
DIRECT SALES	NIL	NIL	NIL	NIL
TOTAL	4,776,881	4,842,026	223,708,632	221,775,958
BMF EXCLUDED FROM PRIVATE SALE	7,698	60,428	1,962,402	2,431,499

(QUANTITY SOLD AND THE AVERAGE PRICE PER AUCTION)

	Quantity (M/kgs)			AVG Price (LKR)			Avg Price (USD)		
	2024	2023	2022	2024	2023	2022	2024	2023	2022
06TH NOVEMBER 2024	4.98	4.67	4.58	1132.68	1099.87	1099.87	3.93	3.42	3.73
12TH NOVEMBER 2024	4.51	4.74	3.92	1141.00	1107.06	1398.21	3.96	3.44	3.87

Source: Central Bank of Sri Lanka / Buying Rates

RATES OF EXCHANGE

SRI LANKA RUPEE APPROX PER UNIT OF CURRENCY

YEAR	2024	2023	2022
USD	286.55	323.05	360.99
STG.PD	362.15	403.32	425.82
EURO	302.03	352.37	367.96
YEN	1.84	2.17	2.52

Source: Central Bank of Sri Lanka / Buying Rates

PUBLIC AUCTION/GROSS SALES AVERAGE

SALE NO 45 11TH/12TH NOVEMBER 2024	WEEKLY(LKR)			TODATE (LKR)			WEEKLY(USD)			TODATE(USD)		
	2024	2023	2022	2024	2023	2022	2024	2023	2022	2024	2023	2022
Uva High Grown	999.99	917.90	1202.51	1101.20	980.54	1082.62	3.47	2.85	3.33	3.65	3.00	3.43
Western High Grown	1125.39	1010.65	1444.14	1187.11	1117.84	1094.70	3.90	3.14	4.00	3.93	3.42	3.47
CTC High Grown	1072.94	970.88	1194.41	1091.72	817.51	970.44	3.72	3.02	3.31	3.62	2.50	3.08
High Grown (Summary)	1091.16	982.38	1350.79	1159.36	1074.58	1090.53	3.78	3.05	3.74	3.84	3.29	3.46
Uva Medium Grown	1002.76	975.54	1209.66	1125.86	102519	1140.90	3.48	3.03	3.35	3.73	313.71	3.62
Western Medium Grown	965.18	977.52	1129.76	1054.85	989.27	958.06	3.35	3.04	3.13	3.50	3.03	3.04
CTC Medium Grown	936.85	887.07	997.05	967.69	915.20	818.42	3.25	2.76	2.76	3.21	2.80	2.60
Medium Grown (Summary)	975.48	976.91	1157.76	1078.01	1000.58	1017.19	3.38	3.04	3.21	3.57	3.06	3.23
Orthodox Low Grown	1213.67	1187.37	1510.88	1354.62	1278.66	1359.83	4.21	3.69	4.19	4.49	3.91	4.31
CTC Low Grown	979.12	995.37	934.76	990.58	973.78	945.06	3.40	3.09	2.59	3.28	2.98	3.00
Low Grown(Summary)	1199.60	1176.25	1463.97	1331.69	1261.33	1331.24	4.16	3.66	4.06	4.41	3.86	4.22
Total	1141.00	1107.06	1398.21	1251.78	1178.07	1229.33	3.96	3.44	3.87	4.15	3.60	3.90

Source: Oanda Exchange Rates

Source: MSL - Averages

SRI LANKA TEA PRODUCTION (M/KGS)

OCTOBER 2024

Elevation	CTC		CHANGE 23/24		ORTHODOX		CHANGE 23/24		TOTAL		CHANGE 23/24	
	2024	2023	Actual	%	2024	2023	Actual	%	2024	2023	Actual	%
HIGH	396,690	389,045	0.01	1.97	3,614,936	3,763,006	-0.15	-3.93	4,011,626	4,152,051	-0.14	-3.38
MEDIUM	626,589	530,819	0.10	18.04	2,899,120	3,284,933	-0.39	-11.74	3,525,709	3,815,752	-0.29	-7.60
LOW	981,296	941,162	0.04	4.26	12,451,162	13,887,861	-1.44	-10.34	13,432,458	14,829,023	-1.40	-9.42
GREEN TEA	000	000	0.00	N/A	000	000	0.00	N/A	179,542	203,433	-0.02	-11.74
T/B Adjustment	000	000	0.00	N/A	000	000	0.00	N/A	00	00	00	00
TOTAL	2,004,575	1,861,026	0.14	7.71	18,965,218	20,935,800	-1.97	-9.41	21,149,335	23,000,259	-1.85	-8.05

JANUARY - OCTOBER 2024

Elevation	CTC		CHANGE 23/24		ORTHODOX		CHANGE 23/24		TOTAL		CHANGE 23/24	
	2024	2023	Actual	%	2024	2023	Actual	%	2024	2023	Actual	%
HIGH	4,197,489	4,450,196	-0.25	-5.68	40,392,566	43,973,193	-3.58	-8.14	44,590,055	48,423,389	-3.83	-7.92
MEDIUM	6,330,193	6,086,728	0.24	4.00	32,713,546	28,936,367	3.78	13.05	39,043,739	35,023,095	4.02	11.48
LOW	9,098,847	8,523,054	0.58	6.76	123,053,380	122,615,819	0.44	0.36	132,152,227	131,138,873	1.01	0.77
GREEN TEA	000	000	0.00	N/A	000	000	0.00	N/A	1,867,520	1,909,620	-0.04	-2.20
T/B Adjustment	000	000	0.00	N/A	000	000	0.00	N/A	00	00	00	00
TOTAL	19,626,529	19,059,978	0.57	2.97	196,159,492	195,525,379	0.63	0.32	217,653,541	216,494,977	1.16	0.54

SRI LANKA TEA EXPORTS

DESCRIPTION	QUANTITY (kgs)	VALUE	APPROX AVG UNIT FOB VALUE PER KG.RS/CTS
OCTOBER 2024			
Tea In Bulk	8,821,609	13,015,313,785	1,475.39
Tea In Packets	8,746,954	14,667,032,104	1,676.82
Tea In Bags	2,482,209	6,863,323,571	2,765.01
Instant Tea	297,460	913,978,598	3,072.61
Green Tea	444,548	1,796,513,596	4,041.21
Total	20,792,780	37,256,161,654	1,791.78
OCTOBER 2023			
Tea In Bulk	7,645,321	10,884,478,725	1,423.68
Tea In Packets	8,290,851	13,479,050,072	1,625.77
Tea In Bags	1,879,405	5,228,256,247	2,781.87
Instant Tea	35,829	130,162,738	3,632.89
Green Tea	360,194	1,333,140,358	3,701.17
Total	18,211,600	31,055,088,140	1,705.24
JANUARY TO OCTOBER 2024			
Tea In Bulk	92,984,652	141,047,587,723	1,516.89
Tea In Packets	82,860,159	138,944,107,066	1,676.85
Tea In Bags	21,122,083	58,217,176,139	2,756.22
Instant Tea	2,326,184	7,338,575,540	3,154.77
Green Tea	3,856,620	15,038,328,777	3,899.35
Total	203,149,698	360,585,775,245	1,774.98
JANUARY TO OCTOBER 2023			
Tea In Bulk	85,465,348	128,307,842,780	1,501.28
Tea In Packets	89,656,587	150,290,842,550	1,676.29
Tea In Bags	18,968,425	54,837,875,615	2,891.01
Instant Tea	1,911,692	6,539,720,051	3,420.91
Green Tea	3,696,228	14,972,621,642	4,050.78
Total	199,698,280	354,948,902,638	1,777.43

Source : Sri Lanka Customs Statistical Dept.

MAJOR IMPORTERS OF SRI LANKA TEA

Page No 16

Country	Bulk Tea	Packeted Tea	Tea Bags	Instant Tea	Green Tea	Total 2024	Total 2023
IRAQ	2,087,105.50	24,625,787.17	382,835.52	006.00	12,210.25	27,107,944.44	28,097,606.77
RUSSIA	17,147,693.00	2,737,934.90	406,756.23	1,366.03	312,888.48	20,606,638.64	19,031,418.46
U.A.E.	10,930,261.77	6,897,664.46	390,374.66	3,139.89	526,685.44	18,748,126.22	14,725,748.19
TURKIYE	6,191,023.50	8,307,545.10	248,892.44		12,568.80	14,760,029.84	25,539,531.68
CHINA	8,473,981.30	880,128.46	165,766.66	93,591.43	58,194.62	9,671,662.47	9,943,300.80
AZERBAIJAN	8,351,088.00	390,626.45	5,682.37	014.00	12,124.41	8,759,535.23	7,610,008.41
IRAN	5,318,048.00	3,416,573.00	21,359.29		396.00	8,756,376.29	4,773,351.75
SAUDI ARABIA	1,761,754.00	3,439,841.31	2,103,922.29	23,222.46	160,235.40	7,488,975.46	5,683,582.21
LIBYA		7,171,579.00	15,204.09		242,801.03	7,429,584.12	8,296,606.26
CHILE	5,485,860.00	167,166.81	1,383,056.10	1,320.66	42,281.57	7,079,685.14	6,390,641.42
SYRIA	1,424,575.00	4,002,038.63	984,877.26	500.00	7,240.00	6,419,230.89	5,970,982.30
GERMANY	3,854,445.00	1,540,545.97	163,892.39	32,100.00	39,928.51	5,630,911.87	5,017,733.27
U.S.A.	1,965,125.89	1,934,278.79	899,101.79	133,523.38	550,253.51	5,482,283.36	4,453,549.43
JAPAN	3,498,324.24	163,674.59	620,483.29	22,200.00	7,167.06	4,311,849.18	3,978,117.80
JORDAN		2,176,834.28	1,809,024.53	804.00	11,842.39	3,998,505.20	3,979,298.50
TAIWAN	3,259,260.17	320,547.81	47,248.89	28,920.00	83,187.54	3,739,164.41	3,520,059.36
POLAND	1,074,532.00	499,386.69	1,663,848.13	2,090.24	163,318.38	3,403,175.44	2,772,283.75
HONG KONG	2,215,746.89	452,952.91	76,566.52	1,037.29	11,742.90	2,758,046.51	2,954,628.45
BELGIUM	42,344.00	2,046,105.35	99,077.36		10,727.63	2,198,254.34	3,060,063.79
AUSTRALIA	257,969.64	424,980.25	1,264,578.15	14,229.92	137,190.49	2,098,948.45	1,518,138.36
IRELAND		531.00	6,911.86	1,805,760.00	1,586.38	1,814,789.24	1,493,776.90
KUWAIT	9,148.00	1,195,890.81	488,733.48		18,798.50	1,712,570.79	1,466,585.73
ISRAEL	418,030.00	695,867.40	482,642.22		32,810.74	1,629,350.36	1,499,703.43
ITALY	1,546,880.00	55,799.58	16,071.75	600.16	8,611.74	1,627,963.23	1,232,229.06
UKRAINE	945,621.00	335,741.30	71,959.08		232,474.72	1,585,796.10	1,726,708.99

WORLD TEA PRODUCTION (M/KGS)

	2022	2023	2024	TODATE			DIFFERENCE +/-	
	2022	2023	2024	2022	2023	2024	2022 vs 2023	2023 vs 2024
Oct								
Sri Lanka	18.9	23	21.1	211.8	216.5	217.6	4.7	1.1

	2022	2023	2024	TODATE			DIFFERENCE +/-	
	2022	2023	2024	2022	2023	2024	2022 vs 2023	2023 vs 2024
Sep								
North India	172.2	143.4	141.6	826.1	812	749.1	-14.1	-62.9
South India	23.5	24.3	23	177.1	178.2	164.4	1.1	-13.8

	2022	2023	2024	TODATE			DIFFERENCE +/-	
	2022	2023	2024	2022	2023	2024	2022 vs 2023	2023 vs 2024
Aug								
Bangladesh	10.8	14.5	13.8	49.1	54.6	49.5	5.5	-5.1
Malawi	1.9	0.9	1.6	35.7	32.7	36.4	-3	3.7

	2022	2023	2024	TODATE			DIFFERENCE +/-	
	2022	2023	2024	2022	2023	2024	2022 vs 2023	2023 vs 2024
Jul								
Kenya	34	44.7	40.8	305.2	318.3	364.1	13.1	45.8

DETAILS OF AWAITING SALE

SALE NO : 47

Scheduled for 26TH/27TH NOVEMBER 2024

	LOTS	QUANTITY
ExEstate	705	666,119
High & Medium	1,196	519,385
Leafy	1,884	662,102
Semi Leafy	1,652	675,263
Tippy	1,849	857,809
Premium Flowery	386	54,673
OffGrades	2,097	1,081,974
Dust	424	349,360
Total	10,193	4,866,685
RePrint	1,373	698,647

03/12/2024

Buyers Prompt

04/12/2024

Sellers Prompt

This sale last year
Sale No. 47 | 28TH/ 29TH NOVEMBER 2023

Lots	:10,689
Re-print Lots	:1,090
Quantity	:5,165,939 kgs
Re-print Quantity	:515,999 kgs

LOW GROWN CATALOGUES

Violations Excluded

07/11/2024

LEAFY

Closed

SEMI-LEAFY

Closed

TIPPY

Closed

OTHER MAIN SALE CATALOGUES

07/11/2024

HIGH & MEDIUM

Closed

PREMIUM FLOWERY

Closed

OFF GRADES

Closed

NO .OF PKGS

128,689

CTC

9,130 Pkgs - 482,366 kgs

ORDER OF SALE

Ex-Estate	LG Large Leaf//Semi Leafy/LG Small Leaf/BOP1A/ Premium	High & Medium/Off Grade /Dust	Approx Selling time of F&W Catalogues	
CTB	CTB	MB	26TH	
LC	FW	FW	NOVEMBER 2024	
BC	BC	BC	9.30am	Main Sale- High & Medium
EB	MB	LC	9.45am	Semi - Leafy Teas
FW	LC	CTB	10.30am	Low Grown - Leafy Teas
AS	EB	EB	10.30am	Low Grown - Tippy Teas
JK	JK	JK	3.30pm	BOP1A
MB	AS	AS	5.00pm	Off Grade
			5.00pm	Premium Flowery
BC - Bartleet Produce Marketing (Pvt) Ltd			27TH	
FW - Forbes & Walker Tea Brokers (Pvt) Ltd			NOVEMBER 2024	
LC - Lanka Commodity Brokers Ltd	AS - Asia Siyaka Commodities PLC		9.30am	Ex-Estate
EB - Eastern Brokers Ltd	JK - John Keells PLC		12.00pm	Dust
CTB - Ceylon Tea Brokers PLC	MB - Mercantile Produce Brokers (Pvt)Ltd			

DETAILS OF AWAITING SALE

SALE NO : 48
Scheduled for 03RD/04TH DECEMBER 2024

	LOTS	QUANTITY
ExEstate	790	744,500
High & Medium	1,499	658,091
Leafy	1,718	612,493
Semi Leafy	1,452	598,539
Tippy	1,779	817,985
Premium Flowery	317	46,378
OffGrades	2,105	1,046,538
Dust	554	456,418
Total	10,214	4,980,942
RePrint	855	466,119

10/12/2024

Buyers Prompt

11/12/2024

Sellers Prompt

This sale last year
Sale No. 48 | 05TH/ 06TH DECEMBER 2023

Lots	:9,528
Re-print Lots	:857
Quantity	:4,482,442 kgs
Re-print Quantity	:428,440 kgs

LOW GROWN CATALOGUES

Violations Excluded

13/11/2024

LEAFY
Closed

SEMI-LEAFY
Closed

TIPPY
Closed

OTHER MAIN SALE CATALOGUES

13/11/2024

HIGH &
MEDIUM
Closed

PREMIUM
FLOWERY
Closed

OFF
GRADES
Closed

NO .OF PKGS
130,152

CTC
9,140 Pkgs - 486,763 kgs

CATALOGUE CLOSURE DETAILS

03/04

DECEMBER 2024

Sale No. 48

The Ex-Estate catalogue closed on 13th November 2024, excluding violations. The Main Sale catalogues too closed on 13th November 2024, excluding violations.

10/11

DECEMBER 2024

Sale No. 49

The Ex-Estate and Main Sale catalogues are scheduled to close on 22nd November 2024.

16/17

DECEMBER 2024

Sale No. 50

The Ex-Estate and Main Sale catalogues are scheduled to close on 28th November 2024.

TEA MARKETS AROUND THE WORLD

MOMBASA AUCTION

SALE OF - 18TH/19TH/20TH NOVEMBER 2024 (SALE NO. 47)

Good general demand prevailed for the 181,370 packages (12,333,206.00 kilos) in the market with 32.25% remaining unsold.

35,140 packages (2,484,418.00 kilos) were on offer in the multiple reprint (M4) auction with 54.98% neglected.

MARKETS

Pakistan Packers, Bazaar and Afghanistan showed strong but irregular support following quality while Yemen, other Middle Eastern countries, Egyptian Packers and UK maintained interest. Kazakhstan, other CIS states and Russia were active but selective while Sudan and South Sudan showed more activity. There was more enquiry from China with Local Packers maintaining support. Somalia were active at the lower end of the market.

OFFERINGS

Leaf Grades - 98,799 packages (6,553,235.00 kilos) - 38.38% unsold.

Dust Grades - 62,600 packages (4,684,473.00 kilos) - 28.31% unsold.

Secondary Grades - 19,971 packages (1,095,498.00 kilos) - 14.32% unsold.

LEAF GRADES (M2 & M3)

BP1:

Best - Eased by up to USC103 with only a few invoices appreciating by up to USC34.

Brighter - Very irregular ranging between firm to dearer by up to USC119 to easier by up to USC108.

Mediums - KTDA mediums shed up to USC13 with a few teas dearer by up to USC7 and selected invoices gained USC75. Plantation mediums appreciated by up to USC35.

Lower Medium - Steady to USC39 above previous levels.

Plainer - Advanced by up to USC23.

PF1:

Best - Irregular with some teas dearer by up to USC44 while others were firm to USC26 below last levels.

Brighter - Saw most teas steady to USC6 below previous levels but a few lines advanced by up to USC14.

Mediums - KTDA mediums were irregular with most teas firm to easier by up to USC26 while others appreciated by up to USC22; plantation mediums were irregular varying between steady to USC44 dearer to easier by up to USC37.

Lower Medium - Irregular varying between firm to USC44 dearer to easier by USC8.

Plainer - Steady to irregularly dearer by up to USC36.

CTC QUOTATIONS	BP1 - USC	PF1 - USC
<i>Best</i>	280 - 642	352 - 450
<i>Good</i>	300 - 344	339 - 364
<i>Good Medium</i>	250 - 414	320 - 360
<i>Medium (KTDA)</i>	190 - 303	180 - 298
<i>Medium (Plantations)</i>	154 - 202	154 - 246
<i>Lower Medium</i>	116 - 180	120 - 190
<i>Plainer</i>	090 - 148	074 - 166

DUST GRADES (M1)

PDUST:

Best - Appreciated by up to USC24 with preferred invoices gaining USC196, a few lines however lost up to USC8.

Brighter - Were irregular and ranged between firm to USC15 dearer especially on the lower margin to easier by up to USC12.

Mediums - KTDA mediums were mostly steady with a few lines irregular varying between USC15 dearer to easier by a similar level. Plantation mediums were steady to USC16 dearer to easier by up to USC7.

Lower Medium - Saw most teas appreciate by up to USC16 with some lines up to USC8 below last rates.

Plainer - Firm to USC18 above previous levels.

DUST1:

Best - Were steady to dearer by up to USC13 with a few teas shedding up to USC16.

Brighter - Met irregular interest and ranged between firm to USC7 dearer to USC12 below last prices.

Mediums - KTDA mediums saw some teas appreciate by up to USC4 with select invoices gaining USC17 while others lost up to USC20. Plantation mediums shed up to USC11 but select lines advanced by a similar margin.

Lower Medium - Varied between firm to USC5 dearer to easier by up to USC10.

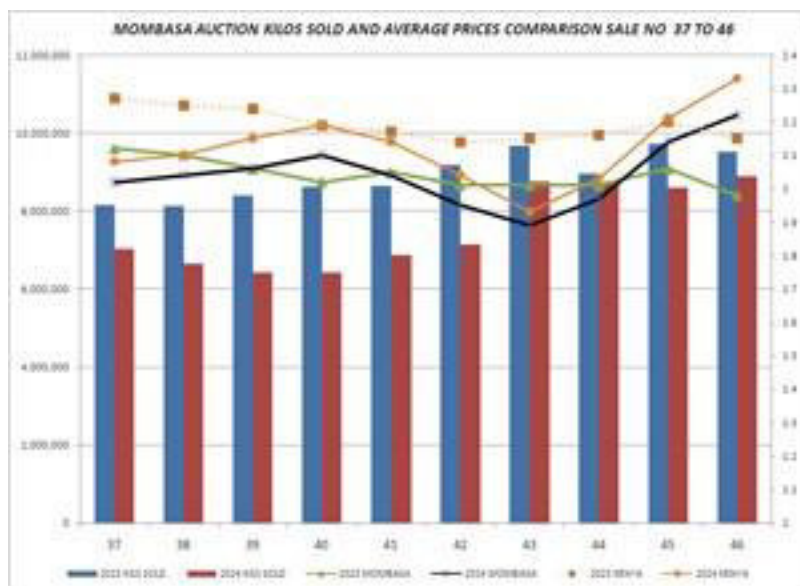
Plainer - Steady to USC12 above last prices.

CTC QUOTATIONS	PDUST - USC	DUST1 - USC
<i>Best</i>	285 - 706	288 - 356
<i>Good</i>	290 - 326	275 - 314
<i>Good Medium</i>	276 - 314	270 - 309
<i>Medium (KTDA)</i>	185 - 257	176 - 245
<i>Medium (Plantations)</i>	206 - 267	180 - 226
<i>Lower Medium</i>	114 - 198	116 - 177
<i>Plainer</i>	085 - 138	088 - 142

SECONDARY GRADES (S1)

In the Secondary Catalogues, BPs held value with PFs firm. Clean well sorted coloury Fannings appreciated with similar DUSTs dearer. Other Fannings were

SECONDARY QUOTATIONS (USC)	BP/BP2	PF/PF2	FNGS1/FNGS	DUST/DUST2	BMF
<i>Best/Good</i>	149 - 336	224	098 - 207	078 - 316	-
<i>Good Medium / Medium</i>	-	-	092 - 159	104 - 187	-
<i>Lower Medium</i>	094 - 136	095 - 134	085 - 136	070 - 132	072 - 093
<i>Plainer</i>	084 - 110	066 - 126	068 - 116	076 - 117	071 - 078



Courtesy - Africa Tea Brokers Limited.

BANGLADESH AUCTION

18TH NOVEMBER 2024 (SALE NO. 28)

CTC LEAF: 56,117 packages of tea on offer met with a strong demand.

BROKENs: Good liquoring Broken s were in good demand and were mostly firm. Below best and Medium s were a little improved market and were often dearer. Plainer types were about steady. BLF teas sold at around last levels with quite heavy withdrawals.

FANNINGS: Good liquoring Fannings were a strong market and generally tended dearer. Medium s followed a similar trend and were dearer following competition. Plainer sorts met with a little less demand and were mostly easier with some withdrawals. BLF teas sold at around last levels with quite heavy withdrawals.

DUST: 10,096 packages of tea on offer met with a strong demand. Good liquoring Dust s sold well and met with some

competition and were dearer by Tk.5/- to Tk.7/- than last levels. Medium s were fully firm and sold well closely following quality. Plain/BLF Dust s again met with an improved demand and had some withdrawals than last. Blenders lent strong support with fair interest from the Loose tea buyers.

COMMENTS: A good market continued to prevail particularly for good and improved liquoring varieties following good competition. Blenders were more active whilst Loose tea buyers participated with little less strength compared to last.

Dust s met with an improved demand.

Our Catalogue: (Sale 28) Avg : Tk 216.90, Sold 77.04% , (Sale 27) Avg : Tk 213.05, Sold 79.40%

QUOTATIONS	BROKENs	QUOTATIONS	FANNINGS
<i>Best</i>	1.97-2.02	<i>Best</i>	1.97-2.02
<i>Good</i>	1.89-1.93	<i>Good</i>	1.89-1.93
<i>Medium</i>	1.72-1.81	<i>Medium</i>	1.72-1.81
<i>Plain</i>	1.47-1.51		1.47-1.51
<i>BLF</i>	1.34-1.38	<i>BLF</i>	1.34-1.38

Courtesy - National Brokers Limited.

TEA MARKETS AROUND THE WORLD

COONOR AUCTION

15TH NOVEMBER 2024 (SALE NO. 46)

CTC LEAF

DEMAND:

Improved demand but at easier or rather erratic price levels.

MARKET:

The total CTC leaf teas sold this week was 71.36% (1,331,387.74kgs) of the total offering of 1,865,639.45kgs. Very modest volume of best category teas were on offer which sold at irregular prices following quality. Good category teas at the bottom end sold easier by Rs. 6 to 8 or more barring the fanning grade which sold at steady levels, however smaller broken at the top end sold firm to dearer following quality on select invoices. All sorts in the better medium and medium category teas sold easier in the price range of Rs. 2 to 8 or more, select few medium category medium broken sold at the levels of better medium teas. Plainer type larger broken sold substantially easier whilst the other sorts at bottom end sold firm to dearer, whilst the top end in the plainer category sold easier by Rs. 3 to 5. Overall the sale percentage was much better compared to the previous week.

BUYING PATTERN:

The major blenders improved their purchases in all categories but at a reduced price and absorbed only 63.65% of the total CTC leaf sold. Regional packateers were selective. Up country buyers and local traders improved their purchases but were price sensitive. Exporters were selective on larger broken and fanning of the medium and plainer category teas, especially on the blacker sorts.

ORTHODOX LEAF

DEMAND:

Good demand continued to persist on the whole leaf grades on offer. Selective demand was seen on the broken and fanning grade.

MARKET:

The prices for whole leaf grades ruled firm to dearer, whilst the broken and fanning were barely steady to easier.

BUYING PATTERN:

Exporters were fairly active on all sorts. Internal traders were selective on their buying on broken and fanning whilst competed for well-made whole leaf grades.

CTC DUST

DEMAND:

Improved demand at erratic prices.

MARKET:

CTC dust offer this week was at 466611.60Kgs of which 351395.29kgs were sold (75.31%). Limited quantity of best category dust on offer sold in line with quality. Good category teas ruled a barely steady market. Remainder of PD/RD sold easier between the price range of Rs 6 to 8 or more. The finer dusts sold firm to dearer especially on blacker sorts.

BUYING PATTERN:

Major blenders were fairly active along with the regional packateers. The up-country buyers were selective. Exporters too were fairly active.

ORTHODOX DUST

DEMAND:

Good Improved demand.

MARKET:

High grown primary teas sold at irregular prices following quality. Secondary dust sold firm to dearer.

BUYING PATTERN:

Internal & regional packateers improved their buying. Exporters were fairly active on the secondary dust.

Courtesy - J.Thomas & Co. Pvt. Ltd.,

TEA MARKETS AROUND THE WORLD

KOLKATA AUCTION

SALE OF - 20TH NOVEMBER 2024 (SALE NO. 47)

	2024	2023	DIFFERENCE
CTC	1,17,740	1,07,177	10,563
ORTHODOX	57,316	86,274	-28,958
DUST	44,033	41,909	2,124

KOLKATA SALE DUST MARKET

MARKET REPORT:

Market opened to good demand at irregularly lower rates.

BUYING PATTERN:

CI Limited - Active

WB Manufacturing - Good Support

Other internal and Western India - Operating

KOLKATA SALE ORTHODOX MARKET

19TH NOVEMBER 2024 (SALE NO. 47)

MARKET REPORT:

Market opened to good demand. Nominal quantity of tippy teas on offer sold readily. Well made whole leaf and brokens firm around last. Remainder whole leaf and brokens irregular and at times tending lower following quality. Cleaner secondaries and fannings selling around last levels. Remainder browner stalkier varieties tending lower and at times seeing withdrawals.

BUYING PATTERN:

Middle East : Active

CIS: Good Support

KOLKATA SALE CTC MARKET

19TH NOVEMBER 2024 (SALE NO. 47)

MARKET REPORT:

Market opened to fair demand. Good and Best Assams tending easier and seeing some withdrawals. Plainier sorts, Cachar and Dooars yet to be seen.

BUYING PATTERN:

Western India: Mainstay

West Bengal Manufacturing: Selective

HUL: Quiet so far

Exporters : Some enquiry on bolder brokens and fannings.

Courtesy - J Thomas & Company Private Limited

COCHIN AUCTION

SALE OF - 19TH NOVEMBER 2024 (SALE NO. 47)

CTC DUST

DEMAND: Strong (95% sold)

MARKET: Good liquoring teas dearer by rs.3/- to rs.4/-, as the sale progressed appreciated more especially powdery grades. Low medium and plainier teas barely steady to irregular and easier and noticed some withdrawal

BUYING PATTERN

AVT continued to be active on good liquoring teas. Devgiri tea & produce, kerala state civil supplies and indcoserve lent useful support. Improved demand noticed from kerala loose tea traders and upcountry buyers. Tcpl lent fair support, while hul selective and operated at bottom of the market.

ORTHODOX DUST

DEMAND: Fair (66% sold)

MARKET: Barely steady to tending lower.

BUYING PATTERN: Exporters and upcountry buyers absorbed the small quantity of orthodox dust sold.

Courtesy - FORBES, EWART & FIGGIS PVT. LTD

SILIGURI AUCTION

20TH NOVEMBER, 2024 (SALE NO. 47)

	2024-2025	2023-2024	DIFFERENCE
CTC	157,184	166,536	-9,352
DARJEELING	-	-	-
GREEN	-	-	-
DUST	13,390	19,720	-6,330
TOTAL	170,574	186,256	-15,682

CTC LEAF MARKET REPORT

STAC OFFERINGS IN PACKAGES (SALE NO 47)

DEMAND / MARKET DETAILS: Market opened to good demand .Good and best sorts are barely steady to easier. Nominal quantity of medium and plainier sorts so far firm and also witnessing withdrawals.

BUYING PATTERN:

Internal / Local: Operating.

TCPL: Operating.

W.I: Selective so far.

Courtesy - J.Thomas & Co. Pvt Ltd.

TEA MARKETS AROUND THE WORLD MALAWI AUCTION

20TH NOVEMBER 2024 (SALE NO. 47)

Selective demand continued this week for the small quantity on offer of 2180 packages.

BP1 - N/A.

PF1 sold 5USC below valuation where sold.

PD/PF1 SC were all taken out.

D1 were firm on last.

Secondary fngs were firm to 5USC easier, respective dusts were neglected.

Courtesy - TEA BROKERS CENTRAL AFRICA LIMITED

GUWAHATI AUCTION

19TH NOVEMBER 2024 (SALE NO. 47)

Market:

Fair demand at irregular and easier levels following quality. (ETB - 78%, PTM running at 56%).

Buying Pattern:

Major blenders selective. Western India, Internal, Exporters operating.

Courtesy - ASSOCIATED BROKERS PVT. LTD, Guwahati